

Second Grade Homework Helper



SECOND GRADE HOMEWORK HELPER

Aa	Bb	Cc	Dd	Ee	Ff	Gg	Hh	Ii	Jj	
about also always another around	because been before both buy	call care carry clean close	does don't draw	easy enough every example	fast five first found	gave goes green	have has he her ho	imagine	jar	
Kk	Ll	Mm	Nn	Oo	Pp	Rr	Ss	Tt	Uu	
keep kind know	last laugh life light line	made mail might money most move	near need never	of on only own	people pull Qq question	rain read right root	sing sit sleep	take talk tall taste teach team tear tell tent top toss touch tough toward town toy trick trip trouble try truck tune turn twice two wrap write wrong yacht yarn yawn yell yesterday you your youth yucky	up use usually utensil until upon us useless useful used using usual usual usually usual usual usually	under understand underneath until upon us useless useful used using usual usual usually
Vv	Ww	Xx	Zz	Long and short vowels						
very volume vote	what which why wish work would	year Yy	Word Wall	cat short wake	red short bee	hit short rice				

120 chart

1	2	3	4	5	6	7	8	9	10
11	12	13	14	15	16	17	18	19	20
21	22	23	24	25	26	27	28	29	30
31	32	33	34	35	36	37	38	39	40
41	42	43	44	45	46	47	48	49	50
51	52	53	54	55	56	57	58	59	60
61	62	63	64	65	66	67	68	69	70
71	72	73	74	75	76	77	78	79	80
81	82	83	84	85	86	87	88	89	90
91	92	93	94	95	96	97	98	99	100
101	102	103	104	105	106	107	108	109	110
111	112	113	114	115	116	117	118	119	120

Time

1 minute = 60 seconds
1 hour = 60 minutes
1 day = 24 hours



Key words

Addition $+$
sum, plus, total, in all, altogether

Subtraction $-$
minus, difference, remainder, how many more/fewer, are left, change (\$)

Math symbols
PLUS +
MINUS -
EQUALS =
GREATER THAN >
LESS THAN <

Addition with regrouping

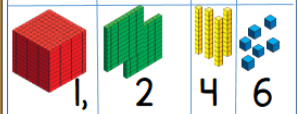
$$\begin{array}{r} \text{tens} & \text{ones} \\ 1 & 6 \\ + & 3 \\ 6 & 4 \end{array}$$
 $6 + 4 = 10$
 Carry a ten to the tens column.

Add the ones first. If they add ten or more you need to regroup. Carry a ten to the tens column.

Subtraction with regrouping

$$\begin{array}{r} \text{tens} & \text{ones} \\ 5 & 12 \\ - & 2 \\ 3 & 8 \end{array}$$
 $(2 - 10 \text{ borrowed from } 6)$
 Start here
 If the top number is smaller, you need to regroup.

thousands hundreds tens ones



Expanded form: $1000 + 200 + 40 + 6$
one thousand two hundred forty-six

Fractions

2 equal parts 3 equal parts 4 equal parts 5 equal parts 6 equal parts 8 equal parts 10 equal parts 12 equal parts

HALVES THIRDS FOURTHS FIFTHS SIXTHS EIGHTHS TENTHS TWELFTHS

Shapes



Solids



Money



Punctuation

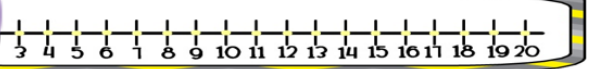
Use a period at the end of your statement.

Use a question mark when you ask something.

Use an exclamation point when you are excited!

Beginning blends & digraphs

bl blender	br broom	ch choose
dr drag	fl fly	fr friends
gl globe	pl play	pr present
qu question	sc scarf	sl sleep
sm smile	sn snail	sp spit
sw sweat	th throne	tr trick



SECOND GRADE HOMEWORK HELPER


Name _____

Aa	Bb	Cc	Dd	Ee	Ff	Gg	Hh	Ii	Jj
about also always another around	because been before both buy	call care carry clean close	does don't draw	easy enough every example	fast five first found	gave goes green	have had hear how	imagine invent island its	jar journal just
Kk	Ll	Mm	Nn	Oo	Pp	Rr	Ss	Tt	Uu
keep kind know	last laugh life light line	made mail might money most move	near need never	of on only own	people pull Qq question	rain read right root	sing sit sleep	tell their these those	upon us use


Vv	Ww	Xx	Zz
very volume vote	what which why wish work would	Yy year	

Word
Wall


Long and short vowels




cat
Short
a
Long
wake




red
Short
e
Long
bee



hit
Short
i
Long
rice



hot
Short
o
Long
nose






sun
Short
u
Long
cube

Punctuation

.

?

























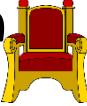




!

Use a period at the end of your statement.

Use a question mark when you ask something.

Use an exclamation point when you are excited!

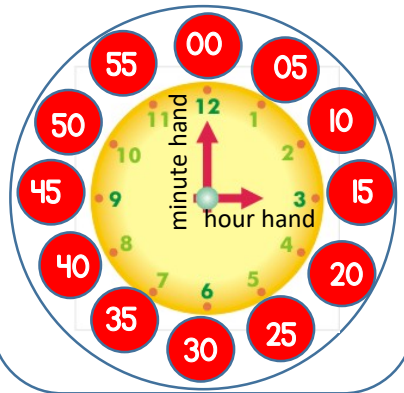
Beginning blends & digraphs	bl  blender	br  broom	ch  choose	cl  cloud	cr  cry
dr  drag	fl  fly	fr  friends	gl  globe	gr  graph	ph  phone
pl  play	pr  present	qu  question	sc  scarf	sh  shop	sk  skirt
sl  sleep	sm  smile	sn  snail	sp  spit	st  star	str  strong
sw  sweat	th  throne	tr  trick	tw  twig	wh  whale	wr  write

120 chart

1	2	3	4	5	6	7	8	9	10
11	12	13	14	15	16	17	18	19	20
21	22	23	24	25	26	27	28	29	30
31	32	33	34	35	36	37	38	39	40
41	42	43	44	45	46	47	48	49	50
51	52	53	54	55	56	57	58	59	60
61	62	63	64	65	66	67	68	69	70
71	72	73	74	75	76	77	78	79	80
81	82	83	84	85	86	87	88	89	90
91	92	93	94	95	96	97	98	99	100
101	102	103	104	105	106	107	108	109	110
111	112	113	114	115	116	117	118	119	120

Time

1 minute=60 seconds
1 hour= 60 minutes
1 day= 24 hours



Key words

Addition
sum, plus, total, in all, altogether

Subtraction
minus, difference, remainder, how many more/fewer, are left, change (\$)

Math symbols

PLUS +
MINUS -
EQUALS =
GREATER THAN >
LESS THAN <

Addition with regrouping

Subtraction with regrouping

tens ones

2	6
+ 3	8
6	4

6+8=14
Carry a ten to the tens column.

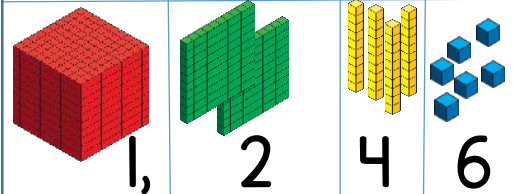
Add the ones. first. If they add ten or more you need to regroup. Carry a ten to the tens column.

tens ones

5	12
- 2	4
3	8

(2+10 borrowed from 6)
Start here
If the top number is smaller, you need to regroup.

thousands hundreds tens ones



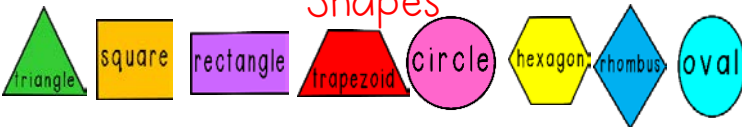
Expanded form $1000 + 200 + 40 + 6$

one thousand two hundred forty-six

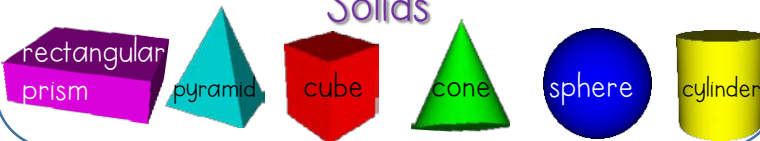
Fractions

2 equal parts	3 equal parts	4 equal parts	5 equal parts	6 equal parts	8 equal parts	10 equal parts	12 equal parts
HALVES	THIRDS	FOURTHS	FIFTHS	SIXTHS	EIGHTHS	TENTHS	TWELFTHS

Shapes

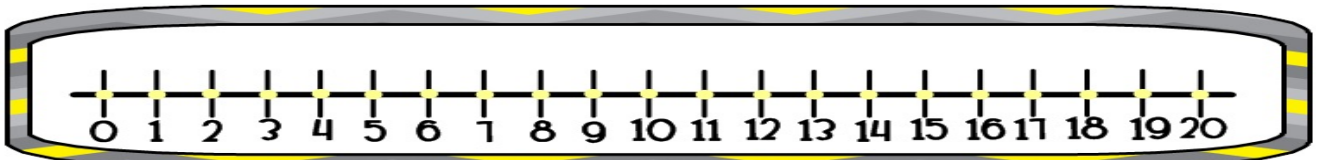


Solids



Money

1¢	5¢	10¢	25¢	50¢	\$1.00
penny	nickel	dime	quarter	half dollar	dollar
\$0.01	\$0.05	\$0.10	\$0.25	\$0.50	\$1.00



SECOND GRADE HOMEWORK HELPER











Name _____

<u>Aa</u>	<u>Bb</u>	<u>Cc</u>	<u>Dd</u>	<u>Ee</u>	<u>Ff</u>	<u>Gg</u>	<u>Hh</u>	<u>Ii</u>	<u>Jj</u>
about also always another around	because been before both buy	call care carry clean close	does don't draw	easy enough every example	fast five first found	gave goes green	have had hear how	imagine invent island its	jar journal just
<u>Kk</u>	<u>Ll</u>	<u>Mm</u>	<u>Nn</u>	<u>Oo</u>	<u>Pp</u>	<u>Rr</u>	<u>Ss</u>	<u>Tt</u>	<u>Uu</u>
keep kind know	last laugh life light line	made mail might money most move	near need never	of on only own	people pull <u>Qq</u> question	rain read right root	sing sit sleep	tell their these those	upon us use


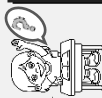

<u>Vv</u>	<u>Ww</u>	<u>Xx</u>	<u>Zz</u>
very volume vote	what which why wish work would	<u>Yy</u> year	





























Word Wall

Long and short vowels

 Short a  Long a	 Short e  Long e	 Short i  Long i	 Short o  Long o	 Short u  Long u
--	--	---	--	--

Punctuation

.	?	!
		
Use a period at the end of your statement.	Use a question mark when you ask something.	Use an exclamation point when you are excited!

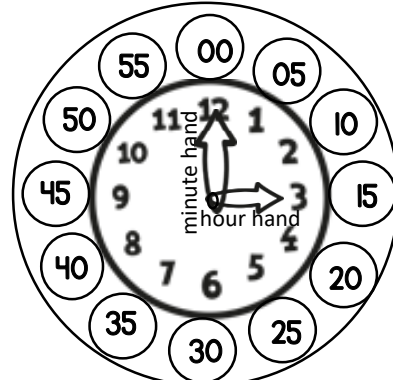
Beginning blends & digraphs	bl  blender	br  broom	ch  choose	cl  cloud	cr  cry
dr  drag	fl  fly	fr  friends	gl  globe	gr  graph	ph  phone
pl  play	pr  present	qu ? question	sc  scarf	sh  shop	sk  skirt
sl  sleep	sm  smile	sn  snail	sp  spit	st  star	str  strong
sw  sweat	th  throne	tr  trick	tw  twig	wh  whale	wr  write

120 chart

1	2	3	4	5	6	7	8	9	10
11	12	13	14	15	16	17	18	19	20
21	22	23	24	25	26	27	28	29	30
31	32	33	34	35	36	37	38	39	40
41	42	43	44	45	46	47	48	49	50
51	52	53	54	55	56	57	58	59	60
61	62	63	64	65	66	67	68	69	70
71	72	73	74	75	76	77	78	79	80
81	82	83	84	85	86	87	88	89	90
91	92	93	94	95	96	97	98	99	100
101	102	103	104	105	106	107	108	109	110
111	112	113	114	115	116	117	118	119	120

Time

1 minute=60 seconds
1 hour= 60 minutes
1 day= 24 hours



1 year=52 weeks=365 days

Key words

Addition
sum, plus, total, in all, altogether

Subtraction
minus, difference, remainder, how many more/fewer, are left, change (\$)

Math symbols

PLUS +
MINUS -
EQUALS =
GREATER THAN >
LESS THAN <

Addition with regrouping

tens	ones
1	6
2	8
+ 3	
6	4

$6+8=14$
Carry a ten to the tens column.

Add the ones. first. If they add ten or more you need to regroup. Carry a ten to the tens column.

Subtraction with regrouping

(lend one ten to the ones column)

tens	ones
5	12
6	2
- 2	4
3	8

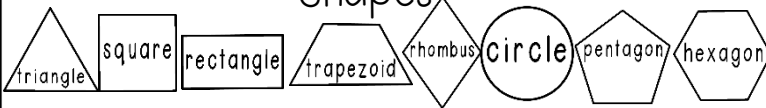
($2+10$, two plus one ten borrowed from 6)
Start here
If the top number in the ones column is smaller, you need to regroup.

thousands	hundreds	tens	ones
1,	2	4	6
Expanded form $1000 + 200 + 40 + 6$			
one thousand two hundred forty-six			

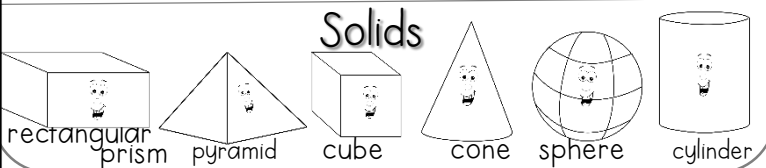
Fractions

2 equal parts	3 equal parts	4 equal parts	5 equal parts	6 equal parts	8 equal parts	10 equal parts	12 equal parts
HALVES	THIRDS	FOURTHS	FIFTHS	SIXTHS	EIGHTHS	TENTHS	TWELFTHS

Shapes

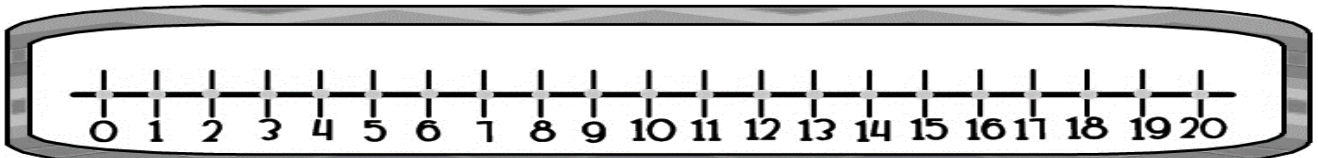


Solids



Money

1¢	5¢	10¢	25¢	50¢	\$1
penny	nickel	dime	quarter	half dollar	dollar
\$0.01	\$0.05	\$0.10	\$0.25	\$0.50	\$1.00



Thank you for your purchase! I hope it is very helpful for your students!

The teacher who purchased this product may duplicate it for her/his classroom use exclusively. Multiple licenses may be purchased.

This product is protected by copyright laws. Please respect them, any redistributing, reselling or editing is strictly prohibited.

Thank you for appreciating my work!

Clipart Credit

